







# Getting Started with WebConfig

Last Modified on 03/27/2023 10:16 am EDT

## User Documentation

- [Release 16.2.87 Release Note](https://dyzz9obi78pm5.cloudfront.net/app/image/id/638786d737406f3d930c1c5c/n/sl-rn-16-2-08-08-2022.pdf)  (https://dyzz9obi78pm5.cloudfront.net/app/image/id/638786d737406f3d930c1c5c/n/sl-rn-16-2-08-08-2022.pdf)- Latest features and known issues
- [SightSensor WebConfig Installation Guide.pdf](https://dyzz9obi78pm5.cloudfront.net/app/image/id/5acba1b9ad121c034cea607a/n/sightsensor-webconfig-installation-guide.pdf)  (https://dyzz9obi78pm5.cloudfront.net/app/image/id/5acba1b9ad121c034cea607a/n/sightsensor-webconfig-installation-guide.pdf) - Step-by-step instructions for installing your camera
- [SightSensor Edge Storage Setup Guide](https://dyzz9obi78pm5.cloudfront.net/app/image/id/5d6e73d6ad121c1f32a47fc3/n/sightsensor-edge-storage-setup-guide.pdf) (https://dyzz9obi78pm5.cloudfront.net/app/image/id/5d6e73d6ad121c1f32a47fc3/n/sightsensor-edge-storage-setup-guide.pdf) - Step-by-step instructions for using Edge Storage with newer cameras
- [SightTracker WebConfig Installation Guide](https://dyzz9obi78pm5.cloudfront.net/app/image/id/5bb5160f6e121cae3e74dc14/n/sighttracker-webconfig-installation-guide.pdf) (https://dyzz9obi78pm5.cloudfront.net/app/image/id/5bb5160f6e121cae3e74dc14/n/sighttracker-webconfig-installation-guide.pdf) - Instructions for installing and calibration your SightTracker with WebConfig
- [Getting to Know WebConfig](https://portal.sightlogix.com/help/getting-to-know-webconfig) (https://portal.sightlogix.com/help/getting-to-know-webconfig) - Quick overview of the WebConfig interface

## Helpful Tools and Information

- [Pre-Installation Checklist](https://dyzz9obi78pm5.cloudfront.net/app/image/id/572a185c91121cdf4dc15a75/n/sightlogix-system-installation-checklist-rev-8-2012.pdf)  (https://dyzz9obi78pm5.cloudfront.net/app/image/id/572a185c91121cdf4dc15a75/n/sightlogix-system-installation-checklist-rev-8-2012.pdf)- Prepare for your SightLogix install
- [SightLogix Design Guidelines](https://portal.sightlogix.com/help/sightlogix-design-guidelines) (https://portal.sightlogix.com/help/sightlogix-design-guidelines) - Best practices for your deployment and surge protection.
- [Getting to Know WebConfig](https://portal.sightlogix.com/help/getting-to-know-webconfig) (https://portal.sightlogix.com/help/getting-to-know-webconfig) - Quick overview of the WebConfig interface
- [Changing from SightMonitor to WebConfig](https://portal.sightlogix.com/help/changing-sightmonitor-webconfig) (https://portal.sightlogix.com/help/changing-sightmonitor-webconfig) - Instructions for SightSensor HDs managed by Windows-based SightMonitor software
- [SightLogix Discovery Tool 1-3-0.msi](https://dyzz9obi78pm5.cloudfront.net/app/image/id/6421a375e722c617d4538acf/n/sightlogixdiscovery-1-3-0-amd64.msi)  (https://dyzz9obi78pm5.cloudfront.net/app/image/id/6421a375e722c617d4538acf/n/sightlogixdiscovery-1-3-0-amd64.msi) For discovering SightLogix devices on the network, even if they are configured to be on a different subnet. Click the device in the Discovery Tool window to open its WebConfig page.
- [VLC Viewer](http://download.videolan.org/pub/videolan/vlc/1.1.10/win32/vlc-1.1.10-win32.exe) (http://download.videolan.org/pub/videolan/vlc/1.1.10/win32/vlc-1.1.10-win32.exe) (external link) - Third-party tool for viewing video during initial SightSensor configuration.
- [ONVIF Device Manager](https://sourceforge.net/projects/onvifdm/) (https://sourceforge.net/projects/onvifdm/) (external link) - Third-party tool for finding other SightSensors on your network and for verifying ONVIF authentication.



## Set-up Videos

Getting Started: Physical Setup

## Setting Up Your Workstation to Connect to the SightSensor

## Advanced Resources

- [VMS Instructions \(https://portal.sightlogix.com/help/vms-and-ptz-integrations\)](https://portal.sightlogix.com/help/vms-and-ptz-integrations) - Steps for connection SightLogix solutions with select partner VMS systems.